

MIG-MAG INVERTER EQUIPMENT WITH SEPARATE WIRE FEEDER



2021
NEW CEA

MAXIQ





www.ceaweld.com

**SOMETHING DIFFERENT
IN THE WELDING MARKET**



MIG-MAG INVERTER EQUIPMENT WITH SEPARATE WIRE FEEDER

MAXIQ's represent the logic evolution of the conventional step adjustment MIG equipment. with a modern inverter integrated into a sturdy metallic structure and a simple and innovative digital control which will always grant high Quality welding performances.



Simple, reliable and ready to work. **MAXIQ** offers all the usability of conventional machine with the powerfulness and precision of CEA inverter. The interface is designed to easily take control. The innovative button "HybridSynergic™" can drive you to the best range of parameters without preventing the manual settings. Don't accept any compromise, drive yourself to your next professional goals and don't accept to follow any pre-setted road.

SIMPLE AND STRONG

HYBRID SYNERGIC™ CONTROL

GREAT WELDING PERFORMANCE





**SIMPLE
AND STRONG**

MAXIQ's keep the adjustment simplicity of the conventional MIG equipment, with two single knobs to set Voltage and Wire Speed, offering so the pleasure to set welding parameters as wished; this without that any pre-selected synergic programs chose the parameters on your behalf.

**HYBRID SYNERGIC™
CONTROL**

MAXIQ's also allow to weld with the **HYBRID SYNERGIC™** mode which always detect the best feed back during the whole welding process, thus granting the same welding performances as the most modern equipment also in manual MIG mode.

**GREAT WELDING
PERFORMANCE**

MAXIQ's represent the logic evolution of the conventional step adjustment MIG equipment. with a modern inverter integrated into a sturdy metallic structure and a simple and innovative digital control which will always grant high Quality welding performances.





INNOVATIVE BUTTON HYBRID SYNERGIC™




HYBRID SYNERGIC™

This control represents something absolutely innovative in the welding world. While keeping the welding equipment in manual adjustment, the HYBRID SYNERGIC™ - depending on the material and the diameter of the wire used - defines the best response in terms of starting and depositing of the wire throughout the welding cycle.

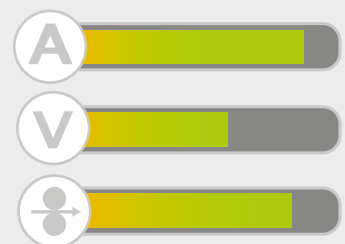


SMART LED ASSISTANT

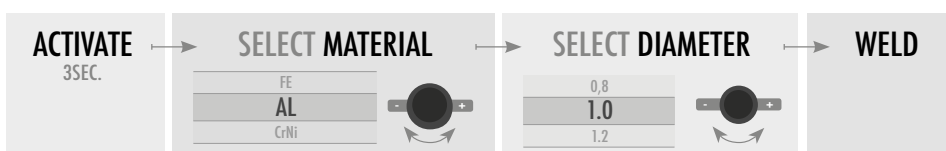
In addition, a "smart LED" signal helps less skilled operators to set the most appropriate welding parameters.



Push the button and Hybrid Synergic™ drive you to the best range of parameters.



HOW TO USE HYBRID SYNERGIC™:



MAXIQ brings you the digital control of all parameters located directly on the MF4 (air cooled) and MF4W wire feeders (water cooled).

MAXIQ, in combination with MF4/MF4W, works perfectly in any situation. Doesn't matter if you're working on light, medium or heavy welding application. **MAXIQ** will follow your decision at its best.

MF4/MF4W CHARACTERISTICS:


- 4 rolls of large diameter
- Double groove rolls replaceable without any tool
- Wire spools up to 300 mm diameter
- Inspection window in the spool cover
- **MAXIQ** equipment in the air cooled version offer the possibility of utilizing up to 40 m long interconnecting cables from the power source to the feeder.

TECHNICAL DATA

Single phase input 50/60 Hz	V	24 DC
Motor power	W	100
Rolls	N°	4
Feeding speed	m/min	1,5 / 25
Solid wire (steel)	Ø mm	0,6 / 1,6
	Ø mm	300
Spool	kg	20 max
	mm	600
Dimensioni	mm	415
	mm	250
	mm	250
Peso	kg	15



WORKS PERFECTLY IN ANY SITUATION




4 ROLL WIRE FEEDER

MF4 is reliable and robust exactly as you need because it is operated by a 4 roll professional feeder.



INSPECTION WINDOW

MF4 allows you to check easily the wire remaining on the bobbin thanks to the new inspection window built-in.



HANGING KIT

HANGING KIT is the additional optional that allows you to easily hang your MF4 with two different inclinations (horizontal or 30°).



INTERFACES
DESIGN TO EASY
TAKE CONTROL



FSC FAST START CONTROL READY TO WORK



It is the innovative arc striking control that reduces drastically the ignition time. By this new technology it is possible to have a quick and perfect ignition at every start. This is ideal for spot-welding and pre-assembly of components.

With the new FSC function you never miss any ignition.

Starting time is reduced per 5 times compared to traditional inverter welders.

◀ COMPARE TO A TRADITIONAL INVERTER WELDER



TRADITIONAL
WELDER INVERTER



VS



CEA FSC FUNCTION
WELDER INVERTER **5X FASTER**



SAVE TIME AND ENERGY

MAXIQ



CEA GOES GREEN

PREPARED FOR THE FUTURE



CEA GOES GREEN

The new European Directive 2009/125/EC, better known as the ECODESIGN Directive, implement new standards of efficiency and eco-compatibility of welding machines. MAXIQ's meet these requirements thanks to their high efficiency and less than 30W absorption with inactive machine, thus granting significant savings on electricity consumption. The durability, repairability and recyclability of MAXIQ's reduce their impact on the environment.

READY FOR EUROPEAN DIRECTIVE 2009/125/EC

SAVING

IDLE
ENERGY SAVING
VS CONVENTIONAL
EQUIPMENT

80%



WELDING
ENERGY SAVING
VS CONVENTIONAL
EQUIPMENT

20%





SIMPLE AUTOMATION

MAXIQ's are standard equipped with analogic-digital I/O. This allows to integrate very easily the power source into an automated welding equipment without any expensive and sophisticated external interfaces, usually necessarily supplied for robotics.



OTHER CHARACTERISTICS

- 2-4 strokes
- Crater filler
- Burn back
- Trouble shooting
- Auto diagnosis



FEATURES

- Two MIG/MAG welding modes : MANUAL and HYBRID SYNERGIC™
- All Parameters digitally controlled directly from the wire feeder
- “Hybrid Synergic™ PRE SET” key for the best welding characteristic according to used type of material and wire
- Great robustness due to solid metallic main structure
- “Energy saving” function to operate the power source cooling fan and torch water cooling only when necessary
- Excellent arc striking always precise and efficient
- Reduced energy consumption
- **MAXIQ W** is fitted with an integrated water cooling unit for the torch

TORCHES



CEA TORCHES – CX and CXH
MAXIQ can perfectly work with all the new CEA torches series CX and CXH.



DIGITORCH
allows you to view and adjust the main welding parameters directly from the torch display.



UP/DOWN TORCH
MAXIQ has the possibility of working with up/down torches to easily adjust main welding parameters at the work place.



PUSH PULL TORCH
Thanks to an additional synchronizer PCB kit (optional) it's possible to use push-pull torches up to 12m length, that keep the wire speed control constant and regular during all the weld

ACCESSORIES



WK4
kit of standard wheels



WK2
kit of extra-large wheels



Adjustable torch support



HK1
wire feeder hanging kit



RC 178
Remote control

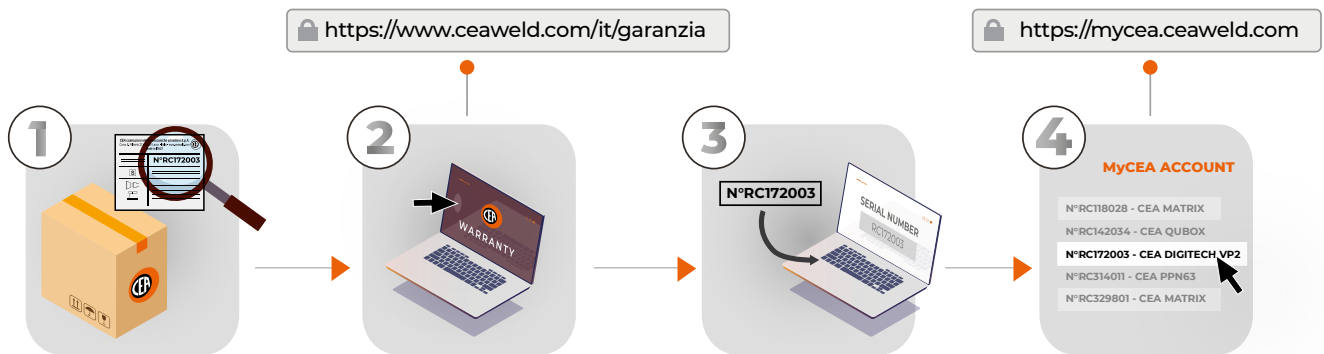


Wire feeder holding support



TECHNICAL DATA		400	400 W	500	500 W
Three phase input 50/60 Hz	V ^{+20%} _{-20%}	400	400	400	400
Input Power @ I2 Max	kVA	19	19,5	25,5	26
Delayed Fuse (I eff)	A	32	32	32	32
Power Factor / cos φ		0,82 / 0,99	0,82 / 0,99	0,87 / 0,99	0,87 / 0,99
Efficiency Degree		0,85	0,85	0,86	0,86
Open circuit voltage	V	62	62	62	62
Current range	A	10 - 400	10 - 400	10 - 500	10 - 500
Duty cycle at (40°C)	A 100%	300	300	390	390
	A 60%	350	350	430	430
	A 35%	400	400	500	500
Wires	∅ mm	0,6 - 1,6	0,6 - 1,6	0,6 - 1,6	0,6 - 1,6
Standards		EN 60974-1 • EN 60974-5 • EN 60974-10			
Protection Class	IP	23 S	23 S	23 S	23 S
Insulation Class		H	H	H	H
Dimensions	↗ mm	1040	1040	1040	1040
	→ mm	950	950	950	950
	↑ mm	495	495	495	495
Weight	kg	66	78	68	80

WARRANTY EXTENSION



DOWNLOAD HERE
THE WARRANTY
EXTENSION CONTRACT:




UP TO
5
YEARS





**SCAN THE CODE DISCOVER
THE VIDEO OF THE NEW MAXIQ**



www.youtube.com/CEAWeldingTogether

www.ceaweld.com



NEW CEA **MAXIQ**

VS 01|2022|ENG

